

PUBLIC TRANSPORTATION
Transit, Coach & Shuttle Bus
Alternators, Starters & Service Parts





Delco Remy heavy duty starters and alternators have been powering bus applications for over 50 years. Today, we offer a complete range of power for all public transportation diesel buses.

Genuine Delco Remy starters and alternators have provided the power, durability, and the service support for over 100 years.

Delco Remy is the brand you can trust.

Transit & Coach Applications

50DN – 270 Amp 24 Volt

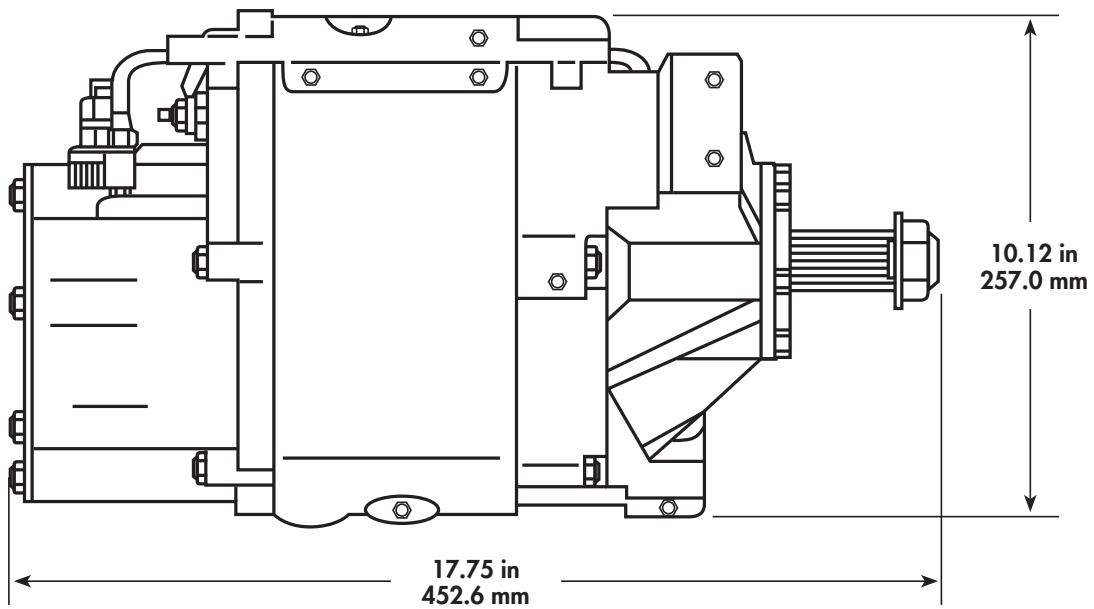
The Delco Remy 50DN is the original alternator designed specifically for transit and coach applications. The 50DN delivers over 75% of rated output at engine idle therefore managing high continuous electrical loads found on bus applications. The 50DN is supported with a service parts program for economical service repair.

- Durable brushless design
- Oil cooled for long life
- Completely sealed to withstand the external environment

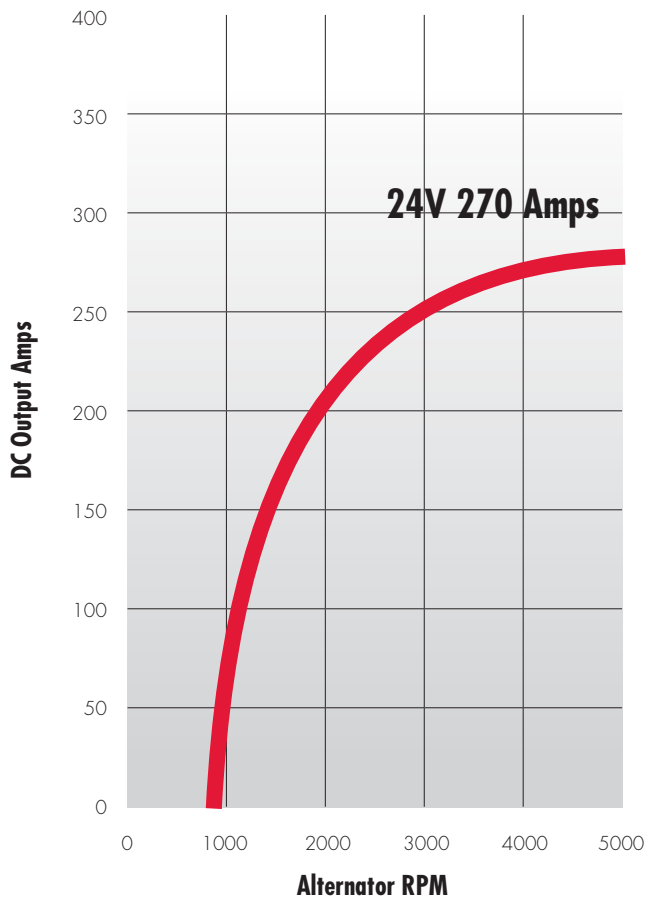
50DN SPECIFICATIONS	
Maximum Speed	6,500 RPM continuous / 7,000 RPM intermittent
Rotation	Clockwise or counterclockwise
Temperature Rating	250°F (121°C)
Performance Output	270 Amps - 24 volt
Weight	100 lbs (45.3 kg)
Mounting	Radius pad (belt drive), flange (gear drive)
Oil Flow Requirements	Up to 2.0 gal/min (provide min. 1" drain line) positive vent connection

Warranty: 1 year / unlimited miles





50DN PERFORMANCE CURVE



50DN MODELS

New Service Belt Drive	8600191
Reman Belt Drive	10459123



Comprehensive parts list and installation instruction sheets available at delcoremy.com.

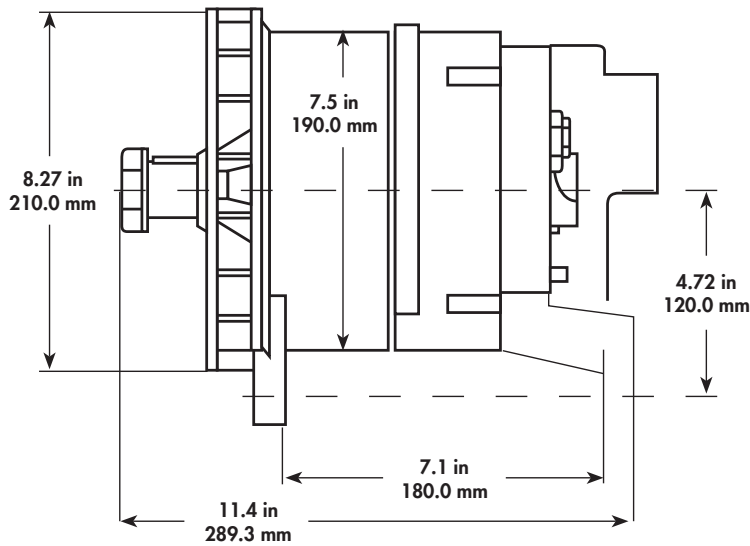
Transit & Coach Applications

50VR REGULATOR		
OE Number	Service Number	Description
8600028	10503805	Terminals & Temperature Compensated
8600025	8600025	Single Connector
8600024	8600024	Single Connector
8600026	10503806	Terminals
8600027	10504491	Terminals & Cover
10510919	10512460	Capacitor

50DN SERVICE KITS & KEY REPLACEMENT PARTS	
Service Kits	Part Number
Master Rebuild Kit	10502551
Master Repair Kit	10457790
Cover - End Plate Kit	10457148
Field Coil	10471614
Rotor	1956315
Stator	10502989
Bolt-On Seal Kit*	10514967
Press-In Seal Kit Retrofit from Bolt-On*	10524488
Press-In Seal Kit*	10524486

*See the images to identify the seal design. The press-in style is most current.



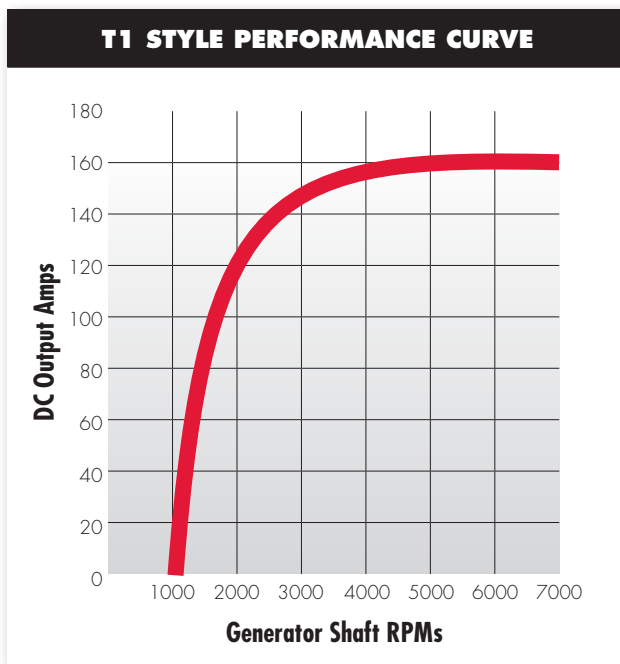


Delco Remy Replacement for T1 Style Alternator.

The T1 style alternator is a high quality, new service unit designed specifically for the motor coach market.

T1 STYLE SPECIFICATIONS	
Maximum Speed	7,000 RPM
Rotation	Clockwise or counterclockwise
Temperature Rating	212°F (100°C)
Performance Output	140 Amps - 24 volt
Weight	33 lbs (14.8 kg)
Mounting	T1 type

Warranty: 1 year / unlimited miles



T1 PART #	DELCO REMY PART #
0-986-038-290	19025330
0-986-037-420	
0-986-034-910	
0-986-033-550	
0-986-033-520	
0-986-031-600	
0-120-689-571	
0-120-689-545	
0-120-689-535	
0-120-689-533	
0-120-689-530	
0-120-689-520	
0-120-689-513	
0-120-689-512	
0-120-689-508	
0-120-689-503	19025331
0-986-034-610	
0-120-689-548	
0-120-689-511	19025333
0-986-039-530	
0-120-689-567	
0-120-689-546	
0-120-689-542	
0-120-689-541	
0-120-689-540	
0-120-689-527	
0-120-689-522	
0-120-689-517	
0-120-689-507	19025335
0-986-039-140	
0-120-689-526	
0-120-689-506	19025336
0-120-689-566	
0-120-689-552	19025337



39MT Heavy Duty Gear Reduction Starter

Three part numbers cover virtually every engine. The new rotatable flange design provides full industry and application coverage.

Delco Remy high output alternators are specially designed to contend with the demanding electrical loads of diesel shuttle bus operating routines.

Add to that the fuel savings opportunity, high temperature ratings and proven technologies like Remote Sense and you've got alternators in a class by themselves.

39MT PRODUCT CROSS REFERENCE

24V Engine	New Service Rotatable Flange Models	Pinon Data
CAT C12, C13, C15 Cummins ISM, ISX, N14 Detroit S50, S60 Mack E7	8200330	Teeth (Pitch) 11 (6-8)
Cummins ISB, ISC, ISL Navistar DT466, DT530 Volvo D12	8200435	Teeth (Pitch) 12 (8-10)
Mercedes 4000 Detroit DD13, 15	8200436	Teeth (Pitch) 12 (Mod 3-metric)

Warranty: 1 year / unlimited miles

Diesel Shuttle Bus Applications

28SI & 40SI SPECIFICATIONS

	28SI	40SI
Performance Output	160, 180, 200	240, 275, 300
Maximum Speed	10,000 RPM Continuous 12,000 RPM Intermittent	8,000 RPM Continuous 10,000 RPM Intermittent
Rotation	Clockwise	Clockwise
Temperature Ratings	Low -40°C (-40°F) High 125°C (257°F)	Low -40° C (-40° F) High 125° C (257° F)
Polarity	Negative Ground	Negative Ground
Mounting	J180 Short Hinge Mount J180 Long Hinge Mount Pad Mount	J180 Short Hinge Mount J180 Long Hinge Mount Pad Mount
Weight	18.7 lbs (8.5 kg)	31 lbs (14.1 kg)
Aftermarket Warranty	1 Year/Unlimited Miles	3 Years/Unlimited Miles

28SI & 40SI COMPETITIVE COMPARISON


	28SI	40SI	Leece Neville	Bosch
Remote Sense	Yes	Yes	No	No
Peak Efficiency	68%	70%	60%	68%
Output at Temperature Ratings	Full Output 125°C (257°F)	Full Output 125° C (257° F)	Full Output 110° C (230° F)	No Output 125°C (257°F)*
All Three Industry Mounting Styles	Yes	Yes	No	No**

*Bosch regulator will shut down before 125°C, resulting in no alternator output

** Requires additional purchase of installation kit in order to accommodate the long hinge mount style

COMPETITIVE CROSS REFERENCE

Delco Remy				Leece-Neville	
Model	Part #	Output	Mounting	Part #	Output
28SI	8600314	200	Pad	4939AAH	185
				4939PGH	185
				4943PGH	185
				4945AAH	185
				BLP2332GH	185
				BLP2334GH	185
				4940PA	200
				4948PA	200
				4951PGH	200
				4923PAH	220
				4958PA	220
4959PA	220				
28SI	8600307	200	J-180 Hinge	4836AAH	185
				4836LGH	185
				4846AAH	185
				2331GH	185
				2333GH	185
				4850AA	200
				4860AA	200
				4860JB	200
				4861JB	200
				4863JB	200
				4868JGH	200
				4884JB	200
				4885JB	220
4887JB	220				
40SI	8600094	275	Pad	4942PA	270
				4944PA	270
				4947PA	270
				4949PA	270
				4949GH	270
				4967PGH	270
				4975PAA	270
40SI	8600280	275	J-180 Hinge	4856AA	270
				4867JB	270
				4867JGH	270
				4870AA	270
				4870JB	270
				4871JB	270
				4872AA	270
				4872JB	270
				4949PA	270
				4949PGH	270
				4975PAA	270
40SI	8600298	300	Pad	4962PA	320
				4962PAH	320
				4966PAA	320
40SI	8600300	300	J-180 Hinge	4890AA	320
				4890JB	320
				4892AA	320



28SI™



40SI™



Ensure a clean start every time with Delco Remy starters equipped with the electrical soft-start engagement system. Delco Remy starters are lightweight in design while still providing the power for industry leading performance.



DIESEL SHUTTLE BUS CHASSIS			
Chassis OEM	Engine	Starter Model	Starter Part #
Freightliner	Cummins ISB 5.9	29MT	19011400
	Cummins ISB 6.7		8200196
	MB 904 / 906		8200103
	Cummins ISC / ISL	38MT	8200005
	CAT 3126		8200076
	CAT C7		8200075
	MB 926		8200075
Navistar	VT 365	29MT	19011407
	DT466	38MT	8200005
	T444E		8200007
	DT530	39MT	8200433

SPECIFICATIONS			
	29MT	38MT	39MT
Engine Size	12V up to 6.6L	12V up to 10L	12V up to 15L
Performance	3.3 kW	4.6 kW	7.2 kW
Weight	17.6 lbs (8 kg)	27.6 lbs (12.5 kg)	30.21 lbs (13.7 kg)
Mounting	SAE #1	SAE #1, SAE #3	SAE #1, SAE #3
Pinions	9-tooth/Module 3 10-tooth/8-10 pitch 10-tooth/10-12 pitch 11-tooth/Module 3	10-tooth/8-10 pitch 12-tooth/8-10 pitch 11-tooth/Module 3	11-tooth/6-8 pitch 12-tooth/8-10 pitch 12-tooth/Module 3
Supports Wet & Dry Clutch Applications	✓	✓	✓
Aftermarket Warranty	1 Year Unlimited Miles	1 Year Unlimited Miles	1 Year Unlimited Miles

Remy Inc. is a leading global manufacturer of Delco Remy brand heavy duty starters and alternators, light duty starters, and electric motor technology for EV and hybrid vehicles. A powerful legacy for over 100 years, today Remy International is engineering the future of the vehicle industry.



Remy Inc.
600 Corporation Drive
Pendleton, IN 46064 USA
For Technical Assistance call 1-800-372-0222

delcoremy.com

Delco Remy is a registered trademark of General Motors Corporation, licensed to Remy Inc., Pendleton, IN 46064
PRINTED IN USA | C11132