


Source: Leece-Neville Heavy Duty Systems Division -
Arcade, NY USA
Date: February 20, 2007
Subject: Alternator Clearance Issue on Mercedes 926
Engines
Bulletin No: TSB-1052
Models: 4900 Series Alternators

Technical Service Bulletin

On some Mercedes 926 (190-260 HP) engines, the engine bracket which the alternator mounts onto will not accommodate some Leece Neville 4900 series alternators. The detail below illustrates the abutment that is present on a limited number of engines.

Limited production bracket with abutment



Bracket depicting area of interference




Important: The information contained in this bulletin is intended for use by trained, professional technicians who have the proper tools, equipment, and training to perform the required maintenance described above. This information is NOT intended for 'do-it-yourselfers', and you should not assume that this information applies to your equipment. If you have any questions regarding this information please visit our website at www.prestolite.com, or contact our technical service department at:


Bulletin No.: TSB-1052

Technical Service
Bulletin

Current production mounting bracket



If your engine has this bracket, Leece Neville modified the housing through an additional machining process to resolve this problem for an interim time period to resolve this issue prior to the engine manufacture modifying the bracket. Below are pictures showing the modification made by Leece Neville.



The alternator applicable to this application is Leece Neville part A0014939PGH 14 volt 185 amp alternator.

Note: This clearance issue only exists on Leece Neville 4900 series (185 amps to 320 amps) alternators. All other Leece Neville alternators do not have this problem and will fit on this bracket.

Important: The information contained in this bulletin is intended for use by trained, professional technicians who have the proper tools, equipment, and training to perform the required maintenance described above. This information is NOT intended for 'do-it-yourselfers', and you should not assume that this information applies to your equipment. If you have any questions regarding this information please visit our website at www.prestolite.com, or contact our technical service department at: